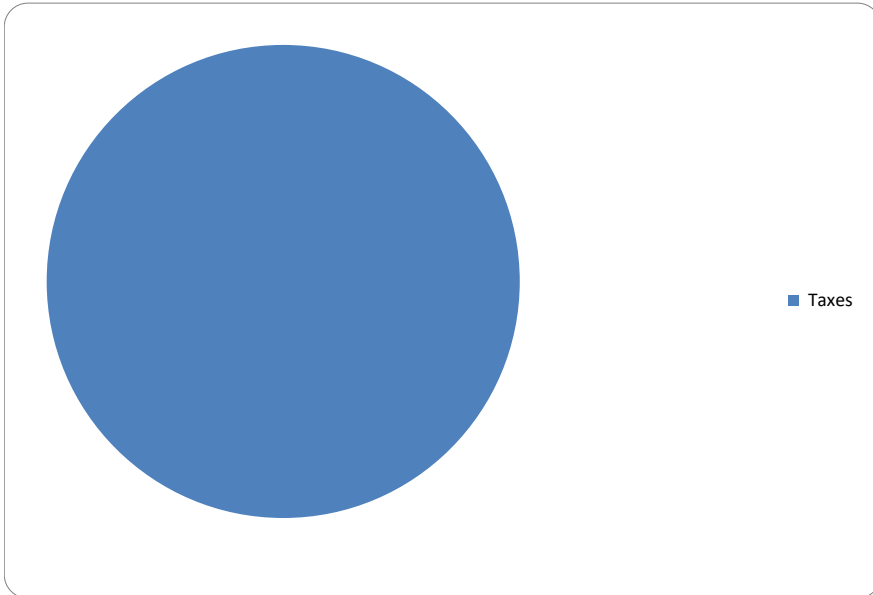


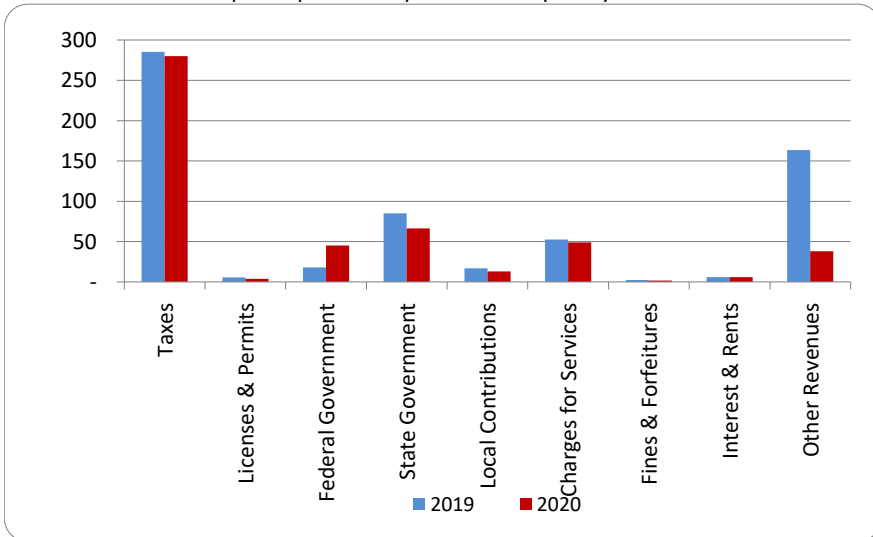
1. Where our money comes from (all governmental funds)



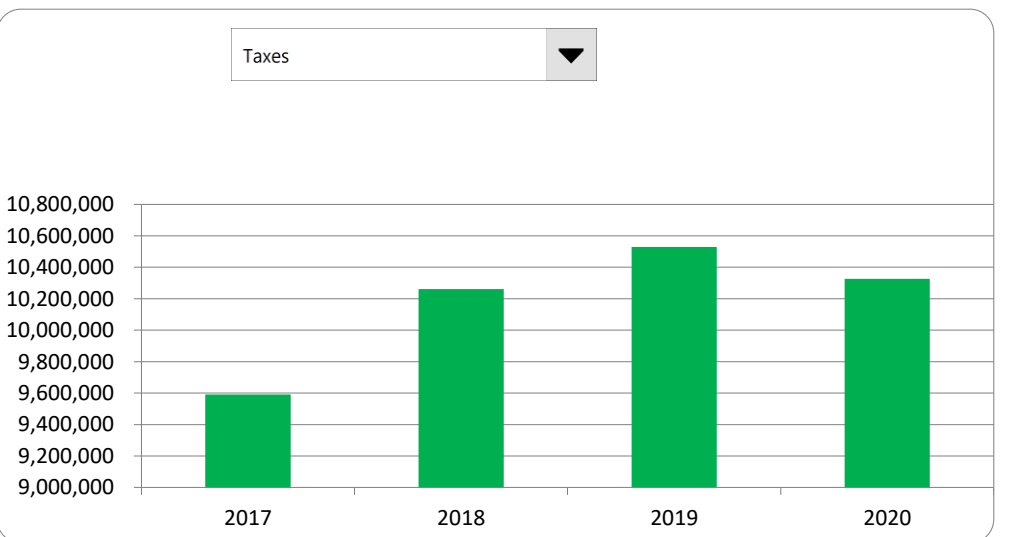
2. Compared to the prior year

	2020	2019	% change
Taxes	\$ 10,326,559	10,529,773	1.97%
Licenses & Permits	143,333	212,084	47.97%
Federal Government	1,671,256	664,675	-60.23%
State Government	2,453,972	3,141,643	28.02%
Local Contributions	485,332	629,304	29.66%
Charges for Services	1,814,420	1,943,838	7.13%
Fines & Forfeitures	59,878	89,718	49.83%
Interest & Rents	224,089	217,461	-2.96%
Other Revenues	1,405,060	6,028,853	329.08%
Total Revenues	\$ 18,583,899	\$ 23,457,349	26.22%

3. Revenue sources per capita - compared to the prior year



4. Historical trends of individual sources



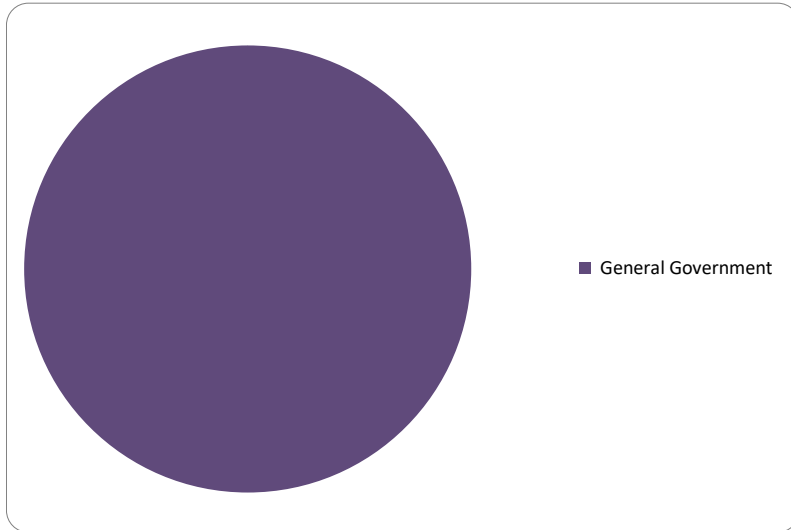
Commentary:

For more information on our unit's finances, contact Ashleigh Young at 906-789-5100 ext. 100.

CITIZEN'S GUIDE TO LOCAL UNIT FINANCES - Delta County (21-0000)

EXPENDITURES

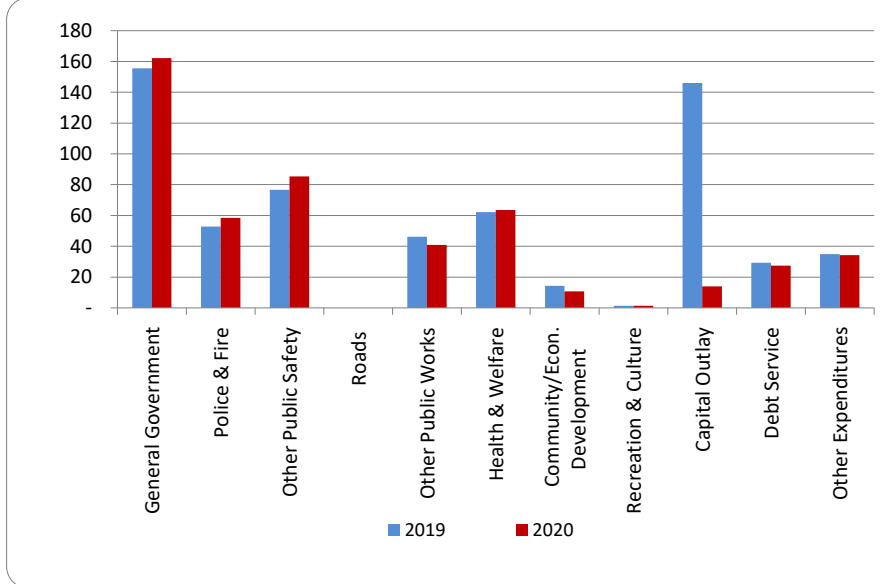
1. Where we spend our money (all governmental funds)



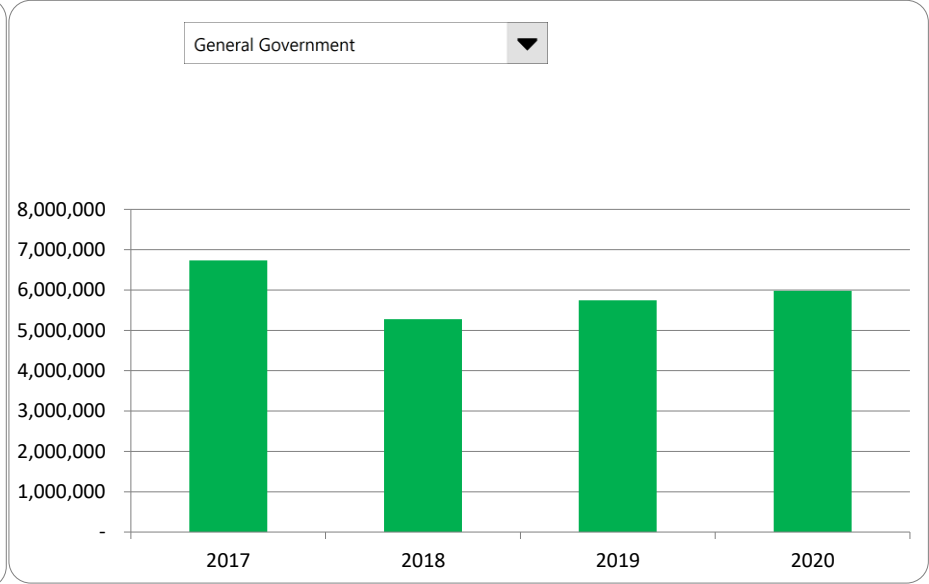
2. Compared to the prior year

	<u>2019</u>	<u>2020</u>	<u>% change</u>
General Government	\$ 5,743,552	\$ 5,982,542	4.16%
Police & Fire	\$ 1,946,694	\$ 2,153,183	10.61%
Other Public Safety	\$ 2,828,682	\$ 3,147,024	11.25%
Roads	\$ -	\$ -	N/A
Other Public Works	\$ 1,703,013	\$ 1,509,063	-11.39%
Health & Welfare	\$ 2,296,026	\$ 2,344,078	2.09%
Community/Econ. Development	\$ 524,958	\$ 395,951	-24.57%
Recreation & Culture	\$ 50,000	\$ 52,000	4.00%
Capital Outlay	\$ 5,386,663	\$ 513,436	-90.47%
Debt Service	\$ 1,079,519	\$ 1,010,171	-6.42%
Other Expenditures	\$ 1,288,935	\$ 1,265,951	-1.78%
Total Expenditures	\$ 22,848,042	\$ 18,373,399	-19.58%

3. Spending per capita - compared to the prior year



4. Historical trends of individual departments:



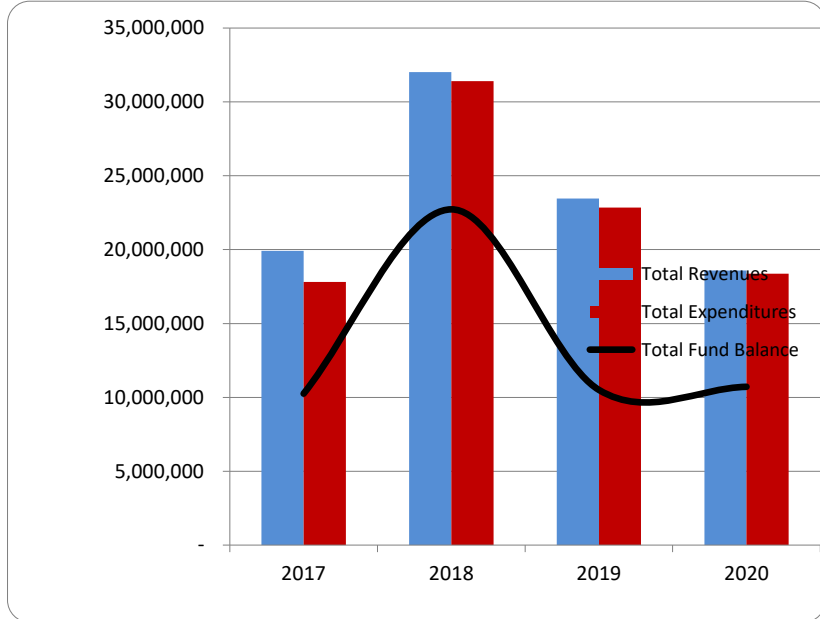
Commentary:

For more information on our unit's finances, contact Ashleigh Young at 906-789-5100 ext. 100.

CITIZEN'S GUIDE TO LOCAL UNIT FINANCES - Delta County (21-0000)

FINANCIAL POSITION

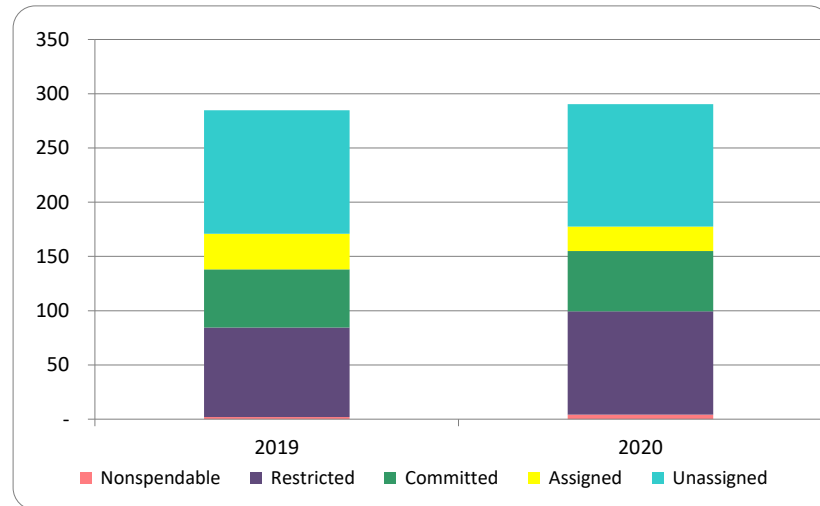
1. How have we managed our governmental fund resources (fund balance)?



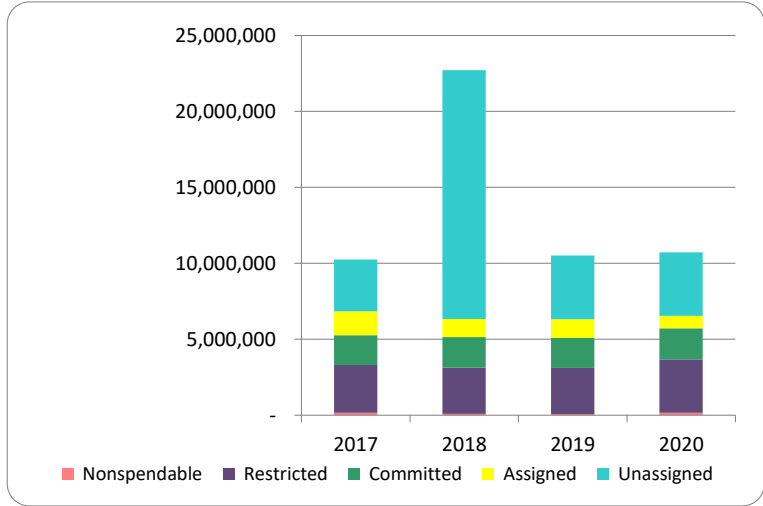
2. Compared to the prior year

	2019	2020	% change
Revenue	23,457,349	18,583,899	-20.78%
Expenditures	22,848,042	18,373,399	-19.58%
Surplus (shortfall)	609,307	210,500	-65.45%
Fund balance, by component:			
Nonspendable	76,546	158,296	106.80%
Restricted	3,038,164	3,514,471	15.68%
Committed	1,983,854	2,049,000	3.28%
Assigned	1,208,520	828,339	-31.46%
Unassigned	4,199,074	4,166,552	-0.77%
total fund balance	10,506,158	10,716,658	2.00%

3. Fund balance per capita - compared to the prior year



4. Historical trends of individual components



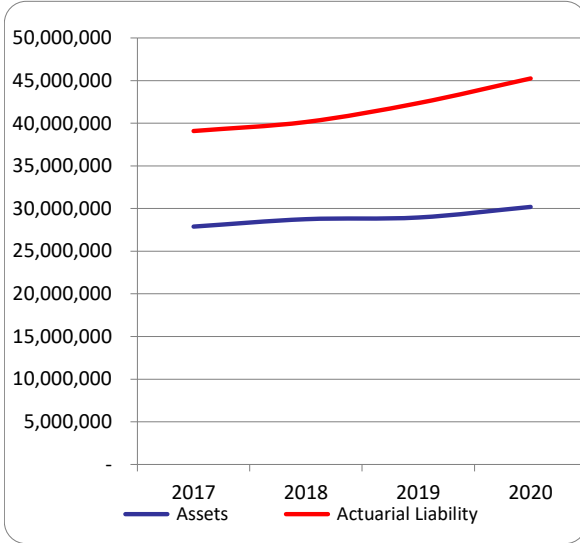
Commentary:

For more information on our unit's finances, contact Ashleigh Young at 906-789-5100 ext. 100.

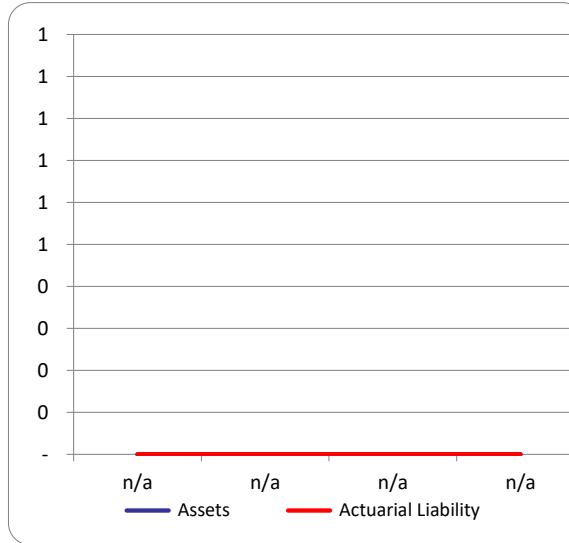
CITIZEN'S GUIDE TO LOCAL UNIT FINANCES - Delta County (21-0000)

OTHER LONG TERM OBLIGATIONS

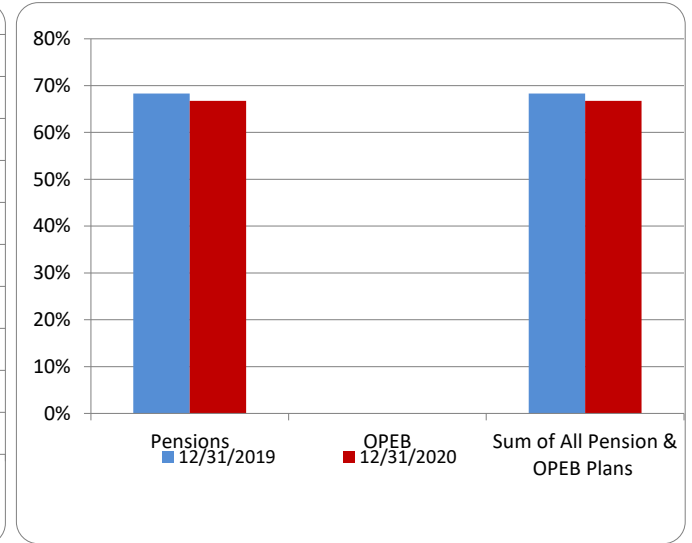
1. Pension funding status



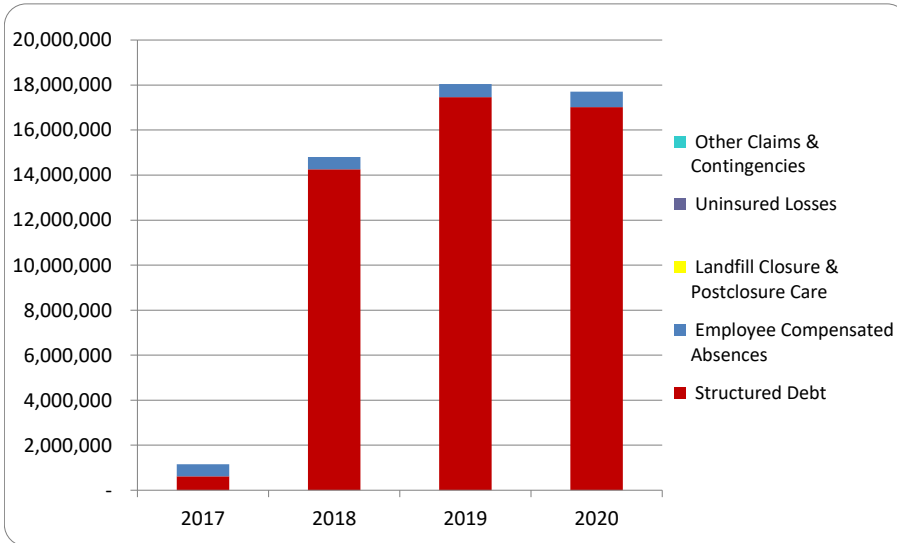
2. Retiree Health care funding status



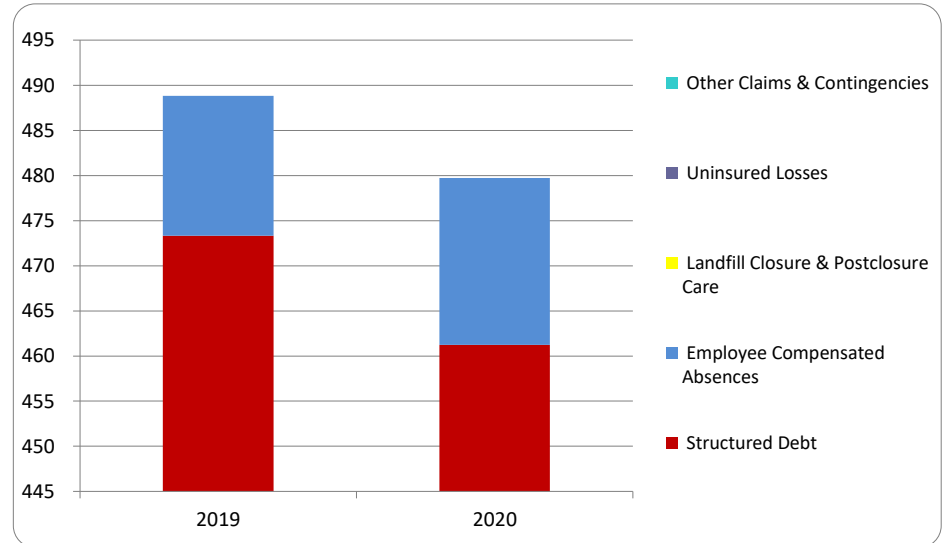
3. Percent funded - compared to the prior year



4. Long Term Debt obligations:



5. Debt & other long term obligations per capita - compared to the prior year



Commentary: